

Your first task is to find prof oak. To do this, you need to find the keys to your mother's room. Outside, a kid near the lab says he saw a woman throw away a key. Examine the sparkle on the ground nearby.

After freeing the professor, your next task is to tame the pikachu at his lab. To do this, you need to click on her a couple times to make her really horny. Then use fan-art items to finish her off. Pikachu will join you.

The next task is to reach viridian city. To do this, talk to the spearow just outside of pallet town.


If you go to the pokemon center, you'll meet misty.

The next task is to get a camera for your pokedax. To do this, find officer jenny around the upper-left part of town. When she asks to see your id, say no. After the scene, she'll give you a camera.

When you're ready, exit viridian city from the upper-right exit. Travel through the forest to reach pewter.

Your next goal is to get the pewter gym badge. You'll find brock in his house. Afterwards, you'll be able to enter the gym in town, which is an old mine.


At this point, it's a good idea to talk to flint to power-up pikachu.



brock strategy brock's rock pokemon are weak against plant pokemon. You can find a caterpie just outside of pallet town. But be careful. Brock himself can use 'cut' which will do a lot of damage to plant pokemon like caterpie. He also uses 'harden' which continuously increases his defense. You can counter that by paralyzing him, using fan-art, or using sand-attack.

Back at brock's house, you can find misty's clothes by checking the desk in the bathroom and by checking one of the beds.

The next goal is to get strength-tm. First pick up misty from brock's house and go camping in the eastern desert. When it becomes daytime again, follow the faint footprints in the sand. They'll lead to a rock wall. Check the wall to reveal a secret entrance.




You want avoid being seen. You'll often have a choice between multiple conveyor belts. Check to see which ones have a person looking at it and avoid those.

After getting misty, grab the pokeball behind her to get strength-tm. Then break the wall on the right to escape.

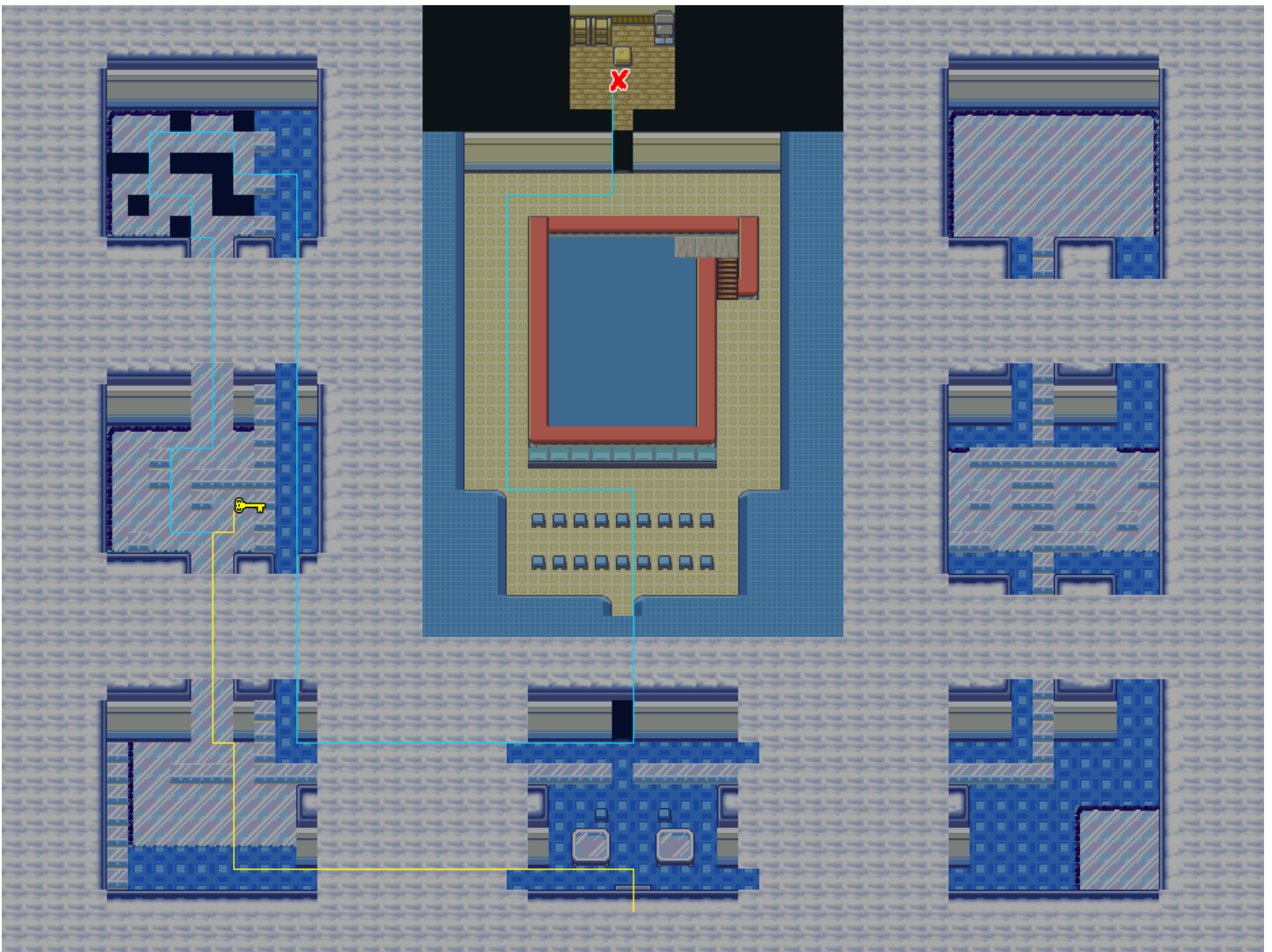
Strength-tm allows you to break many of the boulders in the desert. Some of them contain items. There are also hidden caves in some of the walls.

To get to cerulean city, go to the southern desert. Go to the lower-right area and enter the cave. After passing through, you'll end up in the desert on the other side of the cliffs. Go down slightly and look for a hidden cave on the right. That cave leads to cerulean.



Many of the walls can be broken, with items hidden inside.

After getting through the caves, you'll have to defeat team rocket. Their robot is weak against pikachu's attacks. You can also click on its 'off' switch to temporarily disable it.



Misty strategy. Misty and her sisters will all use 'charm' on you. Click on misty to 'charm' her before she has a chance to do it to you. You can use fan-art to do the same thing to her sisters. Afterwords, use sand-attack repeatedly to weaken them and then attack to take them down in one hit. The water pokemon are weak against pikachu's attacks.

After finishing the gym, head to the small house in the upper-right part of town.

Porygon strategy. Click on porygon to poison her. She can use 'fury swipes' to attack multiple times, so try to charm or paralyze her.